

Input speed ( $n_1$ ) = 1400 min<sup>-1</sup>

Output speed $n_2$ [min <sup>-1</sup> ]	Ratio $i$	Motor power $P_{1M}$ [kW]	Output torque $M_{2M}$ [Nm]	Service factor $f.s$	Nominal power $P_{1R}$ [kW]	Nominal torque $M_{2R}$ [Nm]	B5 motor flanges		B14 motor flanges		Dynamic efficiency RD	Tooth module [mm]	Ratio code
							-A	-B	-O	-P			
5.6	252	0.12	97	1.1	0.14	109	B		B-C		47	2.1	01
3.9	360	0.12	124	0.9	0.11	109	B		B-C		42	2.1	02
2.6	540	0.09	129	0.8	0.08	109	B		B-C		39	2.1	03
1.9	720	0.06	106	1.0	0.06	109	B		B-C		36	2.1	04
1.6	860	0.06	113	1.0	0.06	109	B		B-C		32	1.8	05
1.2	1200	0.06	133	0.8	0.05	109	B		B-C		27	1.3	06
1.0	1440	0.06*	109	<0.8	0.04	109	B		B-C		26	2.1	07
0.8	1720	0.06*	109	<0.8	0.04	109	B		B-C		25	1.8	08
0.6	2400	0.06*	109	<0.8	0.03	104	B		B-C		21	1.3	09

\* Power higher than the maximum one which can be supported by the gearbox. Select according to the torque  $M_{2R}$   
Potenza superiore a quella massima sopportabile dal riduttore. Selezionare in base al momento torcente  $M_{2R}$

**Motor flanges available**  
Flange motore disponibili



**B) Supplied with reduction bushing**  
Fornito con bussola di riduzione



**B) Available on request without reduction bushing**  
Disponibile a richiesta senza bussola di riduzione




**C) Motor flange holes position**  
Posizione fori flangia motore

## Lubrication

Lubrificazione

Unit 5D3 is supplied with synthetic oil to assure long life lubrication. Food grade oil is available on request. See Table 1 for lubrication and recommended quantity. See Table 2 for possible radial and axial loads on the gearbox.

Il riduttore tipo 5D3 viene fornito con olio sintetico e lubrificazione tipo "long life". Disponibile a richiesta olio alimentare. Vedi Tabella 1 per oli e quantità consigliati. Vedi Tabella 2 per i carichi radiali e assiali applicabili al riduttore.



D50: 0.14 L

D30: 0.03 L

Shell

Omala S4 WE 320

Eni

Telium VSF 320

For all details on lubrication and plugs check our website.  
Per maggiori dettagli su lubrificazione e tappi olio vedi il nostro sito web.

Tab. 1


## Suggested

Suggerito

Stainless steel protection cap (on request).

Coperchio di protezione in acciaio inox a richiesta.

Kit cod. KN300209




## Radial and axial loads

Carichi radiali e assiali

### Output shaft

Albero di uscita


$n_2$ [min <sup>-1</sup> ]	$F_A$ [N]	$F_R$ [N]
25	480	2500
15	560	2800



### Input shaft

Albero in entrata

$n_1$ [min <sup>-1</sup> ]	$F_A$ [N]	$F_R$ [N]
1400	20	100



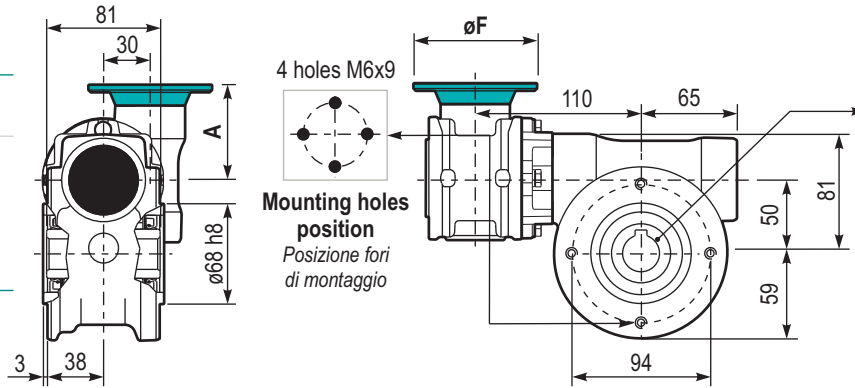
\* Strong axial loads in the DX direction are not allowed.

\* Non sono consentiti forti carichi assiali con direzione DX

Tab. 2

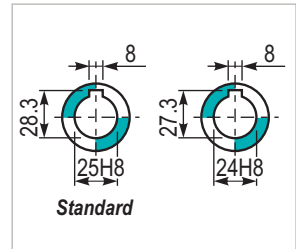
P5D3 **UNI..** Basic gearbox  
Riduttore base

M. flanges	Kit code	øF	A
56B5	KD304041	120	62
63B5	KD304042	140	63
56B14	KD304046	80	62
63B14	KD304045	90	63



Gearbox weight  
Peso riduttore **4.20 kg**

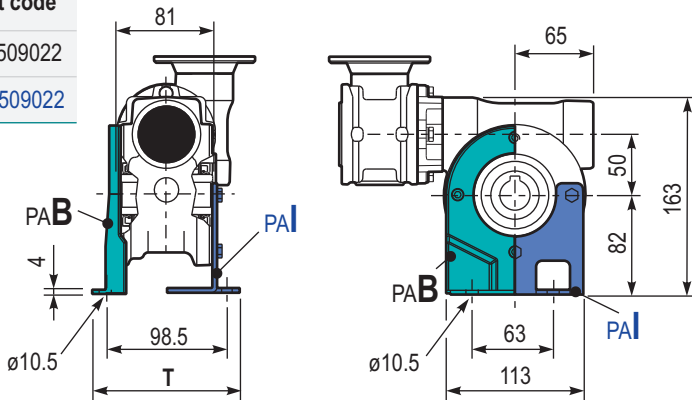
Hollow shaft  
Foro in uscita



P5D3 **PA...** Feet  
Piedini

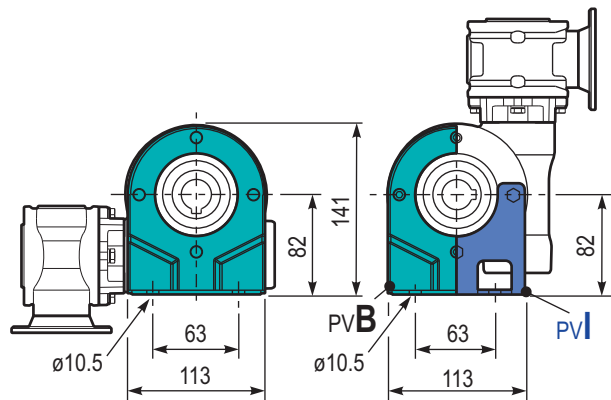
Type	T	Kit code
B**	123	K0509022
I*	122	KN509022

\*\* Zink plated  
\* Stainless steel

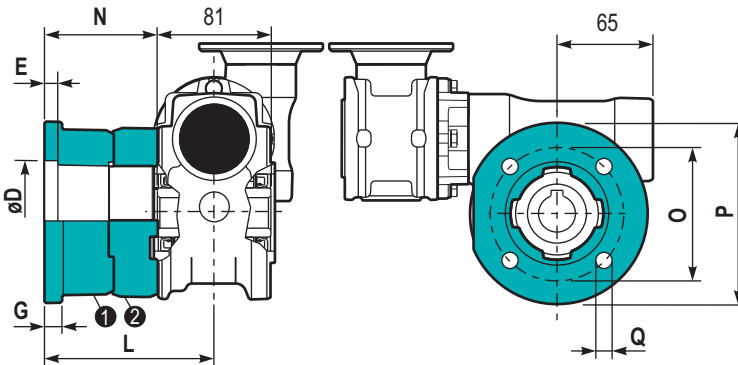


P5D3 **PBB..** Feet  
Piedini

P5D3 **PV...** Feet  
Piedini

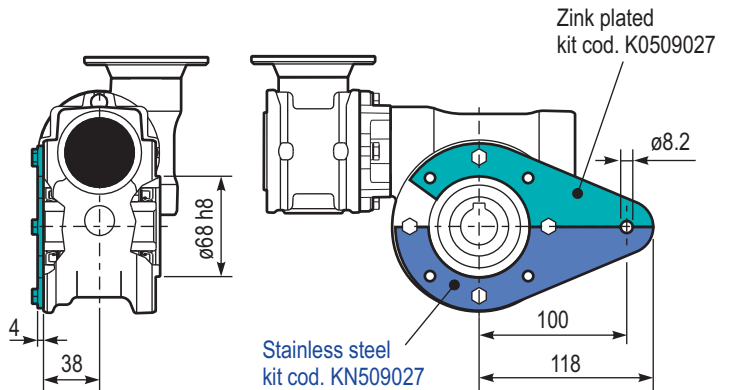


P5D3 **FL..** Output flange  
Flangia uscita

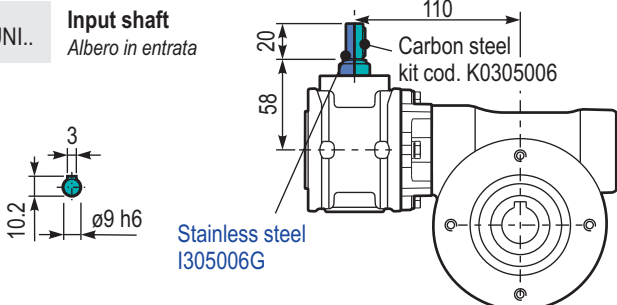


Type	øD	E	G	L	N	O	P	Q	Kit code
C	70 <sup>+0.20</sup> / <sub>+0.15</sub>	9	12	85	44.5	90	123	10.5	① K0509010 ② -
L	70 <sup>+0.20</sup> / <sub>+0.15</sub>	9	12	114.5	74	90	123	10.5	① K0509010 ② K0500200

P5D3 **BR...** Reaction arm  
Braccio di reazione



R5D3 **UNI..** Input shaft  
Albero in entrata



P5D3 **SMF** Single output shaft  
Albero semplice in uscita

