

Input speed (n_1) = 1400 min⁻¹

Output speed n_2 [min ⁻¹]	Ratio i	Motor power P_{1M} [kW]	Output torque M_{2M} [Nm]	Service factor $f.s$	Nominal power P_{1R} [kW]	Nominal torque M_{2R} [Nm]	B5 motor flanges			B14 motor flanges			Dynamic efficiency RD	Tooth module [mm]	Ratio code
							-B 63	-C 71	-O 56	-P 63	-Q 71				
10	140	0.37	205	1.8	0.66	368	B		B-C	B-C		58	4.5	01	
7.1	196	0.37	257	1.4	0.53	368	B		B-C	B-C		52	4.7	02	
5.0	280	0.37	332	1.6	0.58	518	B		B-C	B-C		47	4.7	03	
3.6	392	0.37	435	1.2	0.44	518	B		B-C	B-C		44	4.7	04	
2.4	588	0.25	371	1.4	0.35	518	B		B-C	B-C		37	4.7	05	
1.8	784	0.25	455	1.1	0.28	518	B		B-C	B-C		34	4.7	06	
1.4	1036	0.18	420	1.2	0.22	518	B		B-C	B-C		33	4.7	07	
1.1	1288	0.18	474	1.1	0.20	518	B		B-C	B-C		30	4.7	08	
0.7	1960	0.12	449	1.2	0.14	518	B		B-C	B-C		28	4.7	09	
0.5	2856	0.12	584	0.9	0.11	518	B		B-C	B-C		25	4.7	10	

* Power higher than the maximum one which can be supported by the gearbox. Select according to the torque M_{2R}

Potenza superiore a quella massima sopportabile dal riduttore. Selezionare in base al momento torcente M_{2R}

Motor flanges available

Flange motore disponibili



B) Supplied with reduction bushing

Fornito con bussola di riduzione



B) Available on request without reduction bushing

Disponibile a richiesta senza bussola di riduzione



C) Motor flange holes position

Posizione fori flangia motore

Lubrication

Lubrificazione


Unit 8D4 is supplied with synthetic oil to assure long life lubrication.

Food grade oil is available on request.

See Table 1 for lubrication and recommended quantity.

See Table 2 for possible radial and axial loads on the gearbox.

Il riduttore tipo 8D4 viene fornito con olio sintetico e lubrificazione tipo "long life".
Disponibile a richiesta olio alimentare.
Vedi Tabella 1 per oli e quantità consigliati.
Vedi Tabella 2 per i carichi radiali e assiali applicabili al riduttore.



D85: 1.20 L

Shell

Omala S4 WE 320

Eni

Telium VSF 320

For all details on lubrication and plugs check our website.

Per maggiori dettagli su lubrificazione e tappi olio vedi il nostro sito web.

Tab. 1


Suggested

Sugerito

Stainless steel protection cap (on request).

Coperchio di protezione in acciaio inox a richiesta.

Kit cod. KN300209




Radial and axial loads

Carichi radiali e assiali

Output shaft

Albero di uscita


n_2 [min ⁻¹]	FA [N]	FR [N]
25	1000	5000
15	1160	5800



Input shaft

Albero in entrata

n_1 [min ⁻¹]	FA [N]	FR [N]
1400	42	210



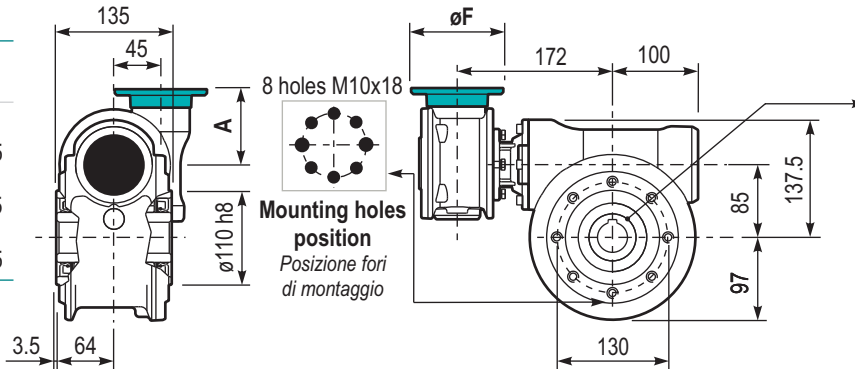
* Strong axial loads in the DX direction are not allowed.

* Non sono consentiti forti carichi assiali con direzione DX

Tab. 2

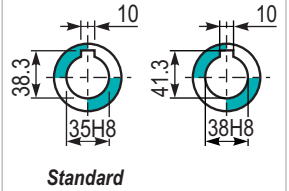
P8D4UNI.. Basic gearbox
Riduttore base

M. flanges	Kit code	øF	A
63B5	KD454041	138	74
71B5	KD454042	160	71.5
56B14	KD454049	80	71.5
63B14	KD454047	90	74
71B14	KD454045	105	71.5



Gearbox weight
Peso riduttore **19.50 kg**

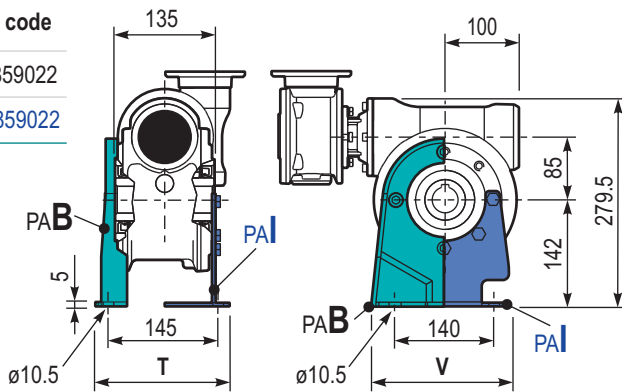
Hollow shaft
Foro in uscita



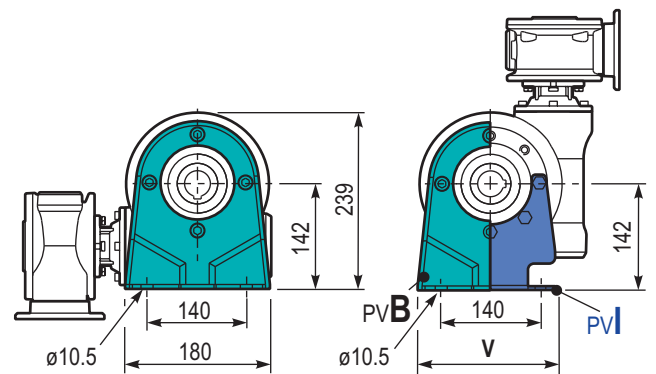
P8D4PA.. Feet
Piedini

Type	T	V	Kit code
B**	182	180	K0859022
I*	176	172	KN859022

** Zink plated
* Stainless steel

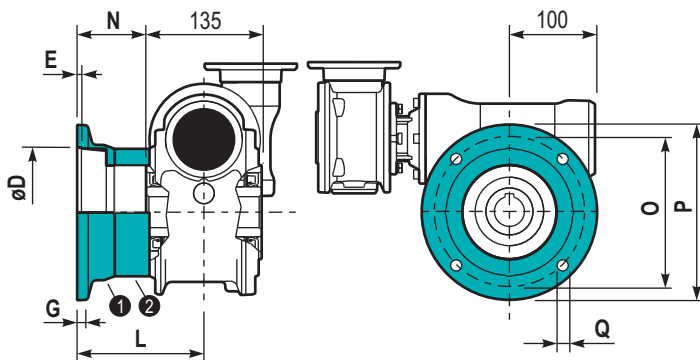


P8D4PBB.. Feet
Piedini



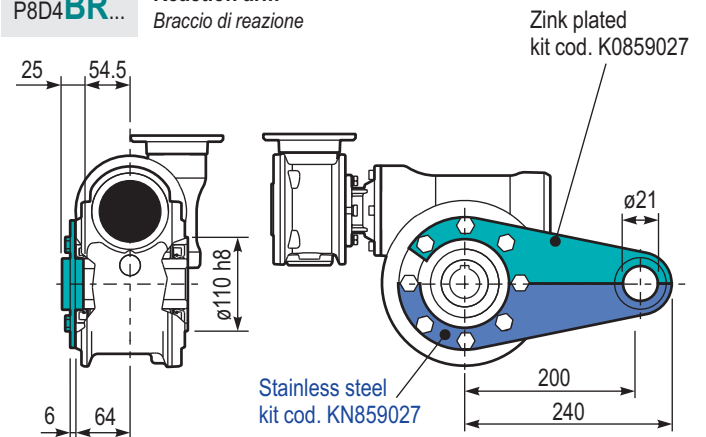
P8D4PV.. Feet
Piedini

P8D4FL.. Output flange
Flangia uscita

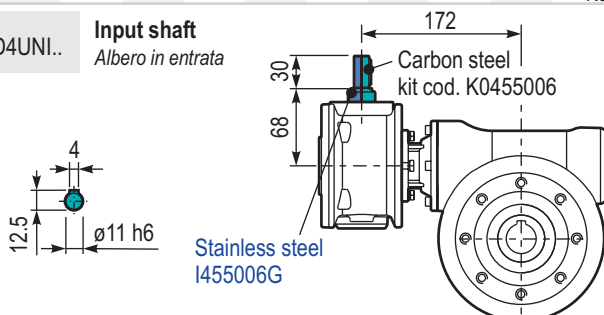


Type	øD	E	G	L	N	O	P	Q	Kit code
C	152 ^{+0.06} _{-0.00}	5	16	108	40.5	176	205	13	① K0859010 ② -
L	152 ^{+0.06} _{-0.00}	5	16	148.5	81	176	205	13	① K0859010 ② K0850201

P8D4BR.. Reaction arm
Braccio di reazione



R8D4UNI.. Input shaft
Albero in entrata



P8D4..SMK Single output shaft
Albero semplice in uscita

