

Input speed ( $n_1$ ) = 1400 min<sup>-1</sup>

Output speed $n_2$ [min <sup>-1</sup> ]	Ratio $i$	Motor power $P_{1M}$ [kW]	Output torque $M_{2M}$ [Nm]	Service factor $f.s$	Nominal power $P_{1R}$ [kW]	Nominal torque $M_{2R}$ [Nm]	B5 motor flanges			B14 motor flanges			Dynamic efficiency RD	Tooth module [mm]	Ratios code
							-	-	-	-R	-T	-U			
200	7	4.0	168	2.9	11.5	483	-	-	-	B	B		88	5.5	01
140	10	4.0	235	2.2	9.0	525	-	-	-	B	B		86	5.4	02
88	16	4.0	358	1.5	6.0	536	-	-	-	B	B		82	5.3	03
70	20	4.0	447	1.2	4.9	546	-	-	-	B	B		82	4.5	04
61	23	3.0	377	1.4	4.1	515	-	-	-	B	B		80	3.9	05
47	30	3.0	467	1.4	4.2	651	-	-	-	B	B		76	5.6	06
37	38	3.0	583	1.1	3.3	641	-	-	-	B	B		75	4.7	07
31	45	2.2	493	1.2	2.7	599	-	-	-	B	B		73	4.0	08
26	53	2.2	557	1.1	2.5	620	-	-	-	B	B		70	3.5	09
22	64	1.5	452	1.2	1.8	536	-	-	-	B	B		69	2.9	10
16.7	84	1.1	410	1.2	1.3	494	-	-	-	B	B		65	2.2	11
14.1	99	1.1	446	1.1	1.2	483	-	-	-	B	B		60	1.9	12

Motor flanges available Flange motore disponibili    
 B) Supplied with reduction bushing Fornito con bussola di riduzione    
 B) Available on request without reduction bushing Disponibile a richiesta senza bussola di riduzione    
 C) Motor flange holes position Posizione fori flangia motore

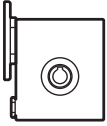
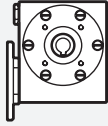
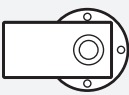
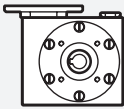
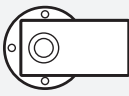
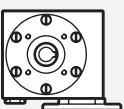
## Lubrication

### Lubrificazione

Unit I11 is supplied with synthetic oil to assure long life lubrication. Food grade oil is available on request. See Table 1 for lubrication and recommended quantity. See Table 2 for possible radial and axial loads on the gearbox.

*Il riduttore tipo I11 viene fornito con olio sintetico e lubrificazione tipo "long life". Disponibile a richiesta olio alimentare. Vedi Tabella 1 per oli e quantità consigliati. Vedi Tabella 2 per i carichi radiali e assiali applicabili al riduttore.*

Shell **Omala S4 WE 320**     Eni **Telium VSF 320**

<b>B3</b> Standard 3.50 L		<b>B8</b> On request 2.10 L	
<b>B6</b> On request 2.50 L		<b>V5</b> On request 1.60 L	
<b>B7</b> On request 2.50 L		<b>V6</b> On request 1.60 L	

For more details on lubrication and plugs check our website. Per maggiori dettagli su lubrificazione e tappi olio vedi il nostro sito web.

Tab. 1

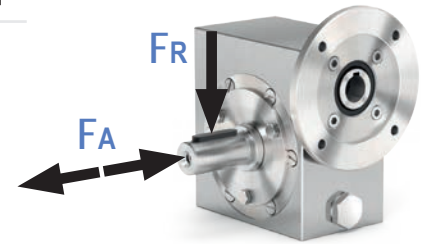
## Radial and axial loads

### Carichi radiali e assiali

### Output shaft

Albero di uscita

$n_2$ [min <sup>-1</sup> ]	$F_A$ [N]	$F_R$ [N]
200	600	2900
150	700	3300
100	750	3600
75	800	4000
50	920	4600
25	1200	6000
15	1400	7000



### Input shaft

Albero in entrata

$n_1$ [min <sup>-1</sup> ]	$F_A$ [N]	$F_R$ [N]
1400	228	1140

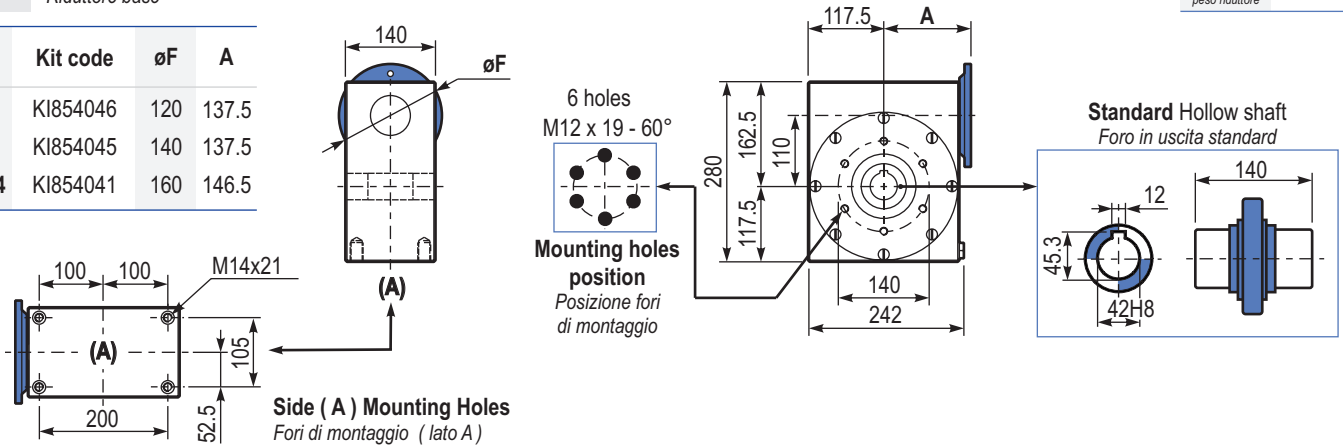
\* Strong axial loads in the DX direction are not allowed. \* Non sono consentiti forti carichi assiali con direzione DX

Tab. 2

PI11UNI... **Basic gearbox**  
Riduttore base

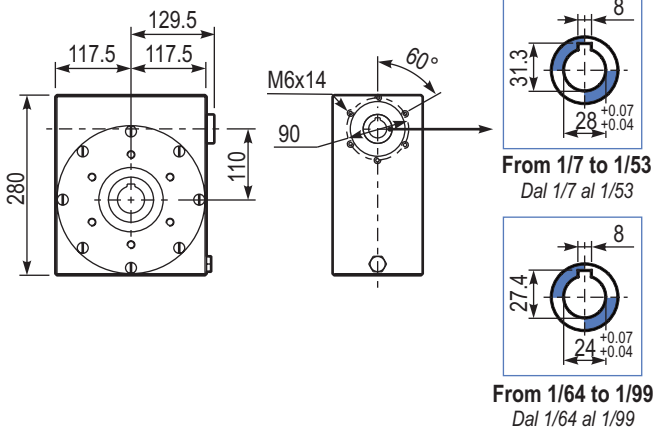
Gearbox weight  
peso riduttore **38.5 kg**

M. flanges	Kit code	øF	A
80B14	KI854046	120	137.5
90B14	KI854045	140	137.5
100-112B14	KI854041	160	146.5



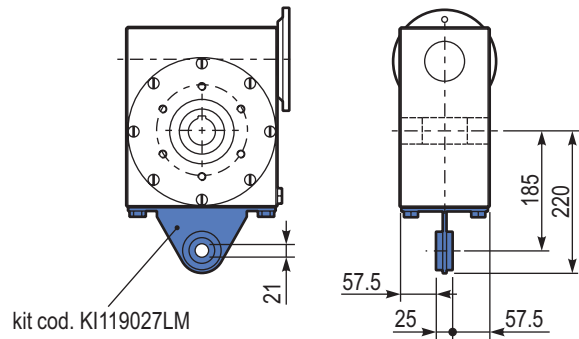
Side (A) Mounting Holes  
Fori di montaggio ( lato A)

B111UNI... **Modular base**  
Base modulare



From 1/64 to 1/99  
Dal 1/64 al 1/99

PI11BRI... **Reaction arm**  
Braccio di reazione



R111UNI... **Input shaft**  
Albero in entrata

